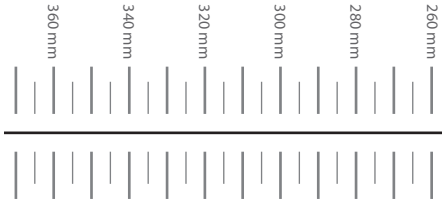


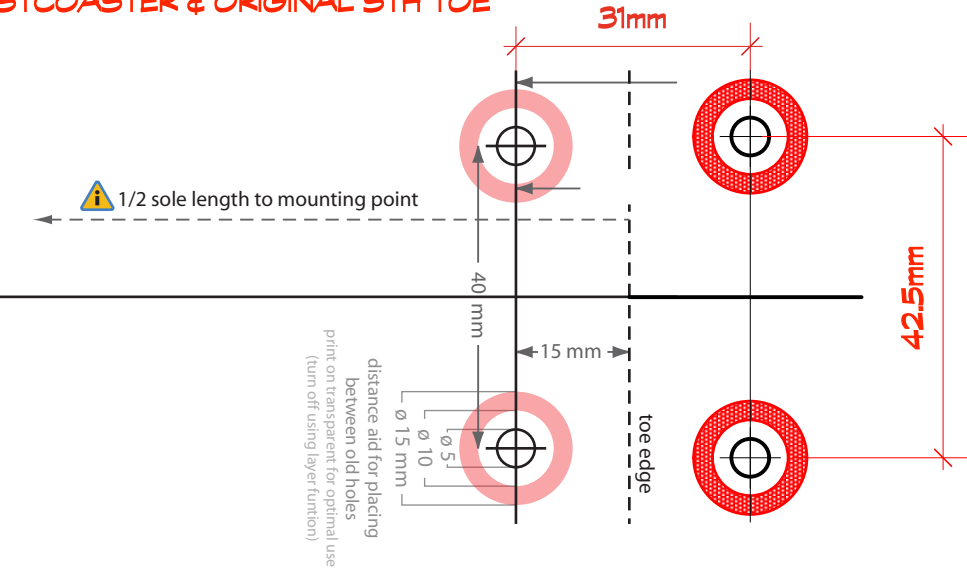
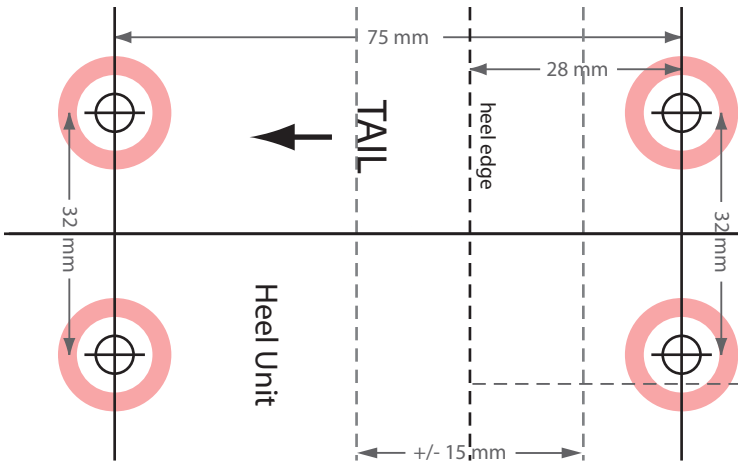
Salomon/Atomic STH²

REVISED 12/21/22 PER WESTCOASTER & ORIGINAL STH TOE



i assemble here with other half of template at the mark of your respective boot sole length

i turn off information by using the PDF layer function



i For midsole position:
 - check on your boot, whether the boot center mark is really in the middle (for some boots it isn't)
 - align with scale on toe and heel template to mid sole mark on ski (or measure 1/2 sole length from toe/heel edge to mid sole mark)
 - when the template is fixed to the ski, check with your bindings and boots inserted, whether positioning is correct (also for screw positions)



i assemble here with other half of template at the mark of your respective boot sole length

i cut out separately and use to find midline

